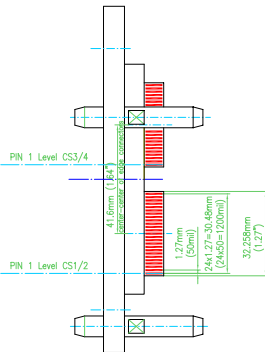
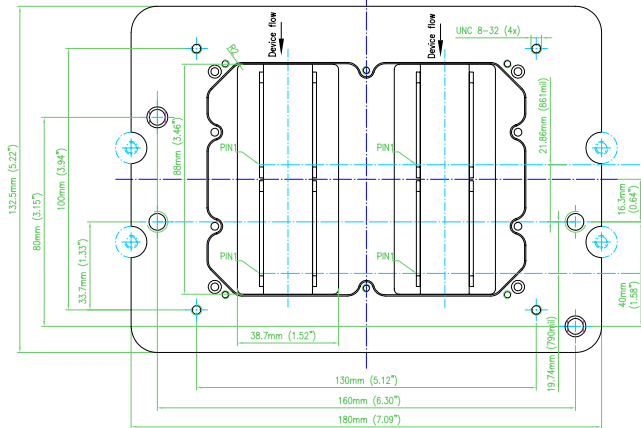


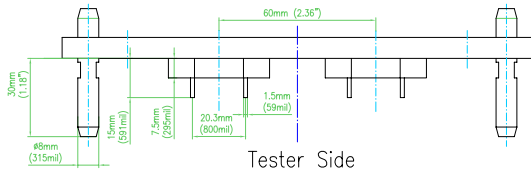
# Contactor Back View (Guide Pin Option 1)

(View from tester side to the Contactor!)



use Standard Edge Connector AMP 650719-1

Handler Side



	Model <b>SO1000</b>	Title <b>Contactor Info</b>
	Date 22.07.99	Drawing no. 03.5900.0003